

## **Listen Up! At Home and On the Road**

### **Bible Lesson**

*Families can read the Bible together to teach kids truth and demonstrate the importance of Scripture. The lesson today comes from Proverbs 2. Show younger kids how to look up Bible verses. Point out the title page for Proverbs and show them how to find the correct chapter and verse. Talk about how the book of Proverbs is in the Old Testament, and was written by King Solomon. Pray together to start your Bible lesson time.*

### **Story for the Youngest Listeners**

Moses gave God's people instructions to help them know and love God.

Moses told the people to talk about God's words when they walked on the road and when they sat in their houses.

**God's people keep God's word close to their heart.**

Solomon taught God's people more about knowing and loving God.

Solomon told the people to listen to their parents so they could learn wisdom.

**God's people keep God's word close to their heart.**

### **Story for Older Children**

Moses was the leader of God's people the Israelites. Moses wanted the Israelites to know and love God. Moses gave the people instructions so that they would remember what God said to them. Moses told the people to teach God's word to their children, and to talk about God's word from morning until night. Moses said, "Talk about them when you are at home and when you are on the road, when you are going to bed and when you are getting up" (Deuteronomy 6:7b).

**God's people keep God's word close to their heart.**

Many years after Moses lived, God's people were ruled by a king named Solomon. Solomon asked God for wisdom, and God made Solomon the wisest man on the earth. Solomon wrote a book in the Bible about wisdom called Proverbs. In the book of Proverbs, Solomon writes to young people so that they can learn about following God. Here are some of the things Solomon wrote about seeking wisdom:

- 1 *My child, listen to what I say,  
and treasure my commands.*
- 2 *Tune your ears to wisdom,  
and concentrate on understanding.*
- 3 *Cry out for insight,  
and ask for understanding.*
- 4 *Search for them as you would for silver;  
seek them like hidden treasures.*
- 5 *Then you will understand what it means to fear the Lord,  
and you will gain knowledge of God.*
- 6 *For the Lord grants wisdom!  
From his mouth come knowledge and understanding.*
- 7 *He grants a treasure of common sense to the honest.  
He is a shield to those who walk with integrity.*
- 8 *He guards the paths of the just  
and protects those who are faithful to him.*

9 Then you will understand what is right, just, and fair,  
and you will find the right way to go.

10 For wisdom will enter your heart,  
and knowledge will fill you with joy.

Proverbs 2:1-10, New Living Translation

The way to learn God's wisdom is to talk with people who know God's word. God's people seek God's wisdom like a hidden treasure. God's word is always on their minds. They ask lots of questions to learn more and more. God's people don't just talk about God's word- they put God's word into action! As people learn more about God from his word, they can make choices that honour God. **God's people keep God's word close to their heart.**

### Questions

*Questions reinforce key facts from the Bible lesson for younger kids and help older kids make connections between the lesson and their own relationship with God.*

Younger Children

Moses gave instructions to help people know and love who?

Moses told the people to talk about what on the road and in their houses?

Who taught God's people about wisdom?

God's people keep God's word close to what?

Older Children

What are some of the times Moses told the Israelites to talk about God's instructions?

Which book in the Bible teaches people more about wisdom? Who wrote this book?

Describe the way God's people seek wisdom: How do they show that wisdom is important?

What are some ways God's people can learn wisdom?

How can learning wisdom help God's people make good choices?

### Music Time

*Songs offer the opportunity to respond to God with praise. Don't worry about beautiful singing voices, use this as a time to worship God together with joy! Add to your worship time with motions or simple instruments such as egg shakers.*

Let Children Hear the Mighty Deeds, verses 4-5

Isaac Watts, 1719

piano tune available at [https://www.youtube.com/watch?v=vBzV0\\_Erwwg](https://www.youtube.com/watch?v=vBzV0_Erwwg)

O teach them with all diligence

The truths of God's own Word,

To place in him their confidence,

To fear and trust their Lord.

To learn that in our God alone

Their hope securely stands,

That they may never doubt his love

But walk in his commands.

Be Thou My Vision, verse 2

*Mary E. Byrne (1880-1931) and Eleanor H. Hull*

Be thou my wisdom, and thou my true word;  
I ever with thee and thou with me, Lord;  
thou my great Father, I thy true son;  
thou in me dwelling, and I with thee one.

### **Passage Memory Activity: First Letter**

*For this series there will be a weekly activity to aid in memorising Deuteronomy 6:4-9.*

Print out the passage memory sheet, which has the first letter from each word in the passage. Put your finger on each letter as you practice the verses. Can you recite the whole passage using the first letters as a hint? Start with one verse and work your way up to the entire passage.

### **Activity: On the Road and At Home Play Set**

#### **Materials**

Printout sheets (two pages)- print on card if possible


Pens, coloured pencils, or crayons

Scissors

Tape

#### **Instructions**

Colour in the pages. Draw a person onto one of the rectangles of each of the bottom sections on the second page.



Cut out the pieces on the black dashed lines. Assemble the houses by folding the house strips on the grey lines. Fold them with the illustrations on the outside. Bring the two roof sections together and tape in place (Before you tape the house together, you can also decorate the inside of the houses if you want). Bend the houses to the desired shapes.

Fold the person pieces on the grey lines, then tape or glue the tab to make a standing person. You can make them in a square or in a triangle.

Arrange the houses and road pieces to make a neighbourhood. How can the people in this play scene practice the lessons from Moses and Solomon?

### **Additional Resources**

The Bible Project has a word study series that formed the inspiration and was used as a reference for this family devotional series. The Shema series can be accessed here: <https://bibleproject.com/explore/shema-listen/>

Seeds Family Worship has a song with the words of Deuteronomy 6:4-7. It is available on their *Word of God* album, and can also be purchased individually on iTunes.

4 LISTEN, O ISRAEL!

THE LORD IS OUR GOD, THE LORD ALONE.

5 AND YOU MUST LOVE THE LORD YOUR GOD WITH ALL  
YOUR HEART, ALL YOUR SOUL, AND ALL YOUR STRENGTH.

6 AND YOU MUST COMMIT YOURSELVES  
WHOLEHEARTEDLY TO THESE COMMANDS  
THAT I AM GIVING YOU TODAY.

7 REPEAT THEM AGAIN AND AGAIN TO YOUR CHILDREN.

TALK ABOUT THEM WHEN YOU ARE AT HOME  
AND WHEN YOU ARE ON THE ROAD,  
WHEN YOU ARE GOING TO BED  
AND WHEN YOU ARE GETTING UP.

DEUTERONOMY 6.4-7 NEW LIVING TRANSLATION

# THE FIRST LETTERS OF DEUTERONOMY 6.4-9 NLT

**4** L O ! T L I O G, T L A.

**5** A Y M L T L Y G W A Y H, A Y S, A A Y S.

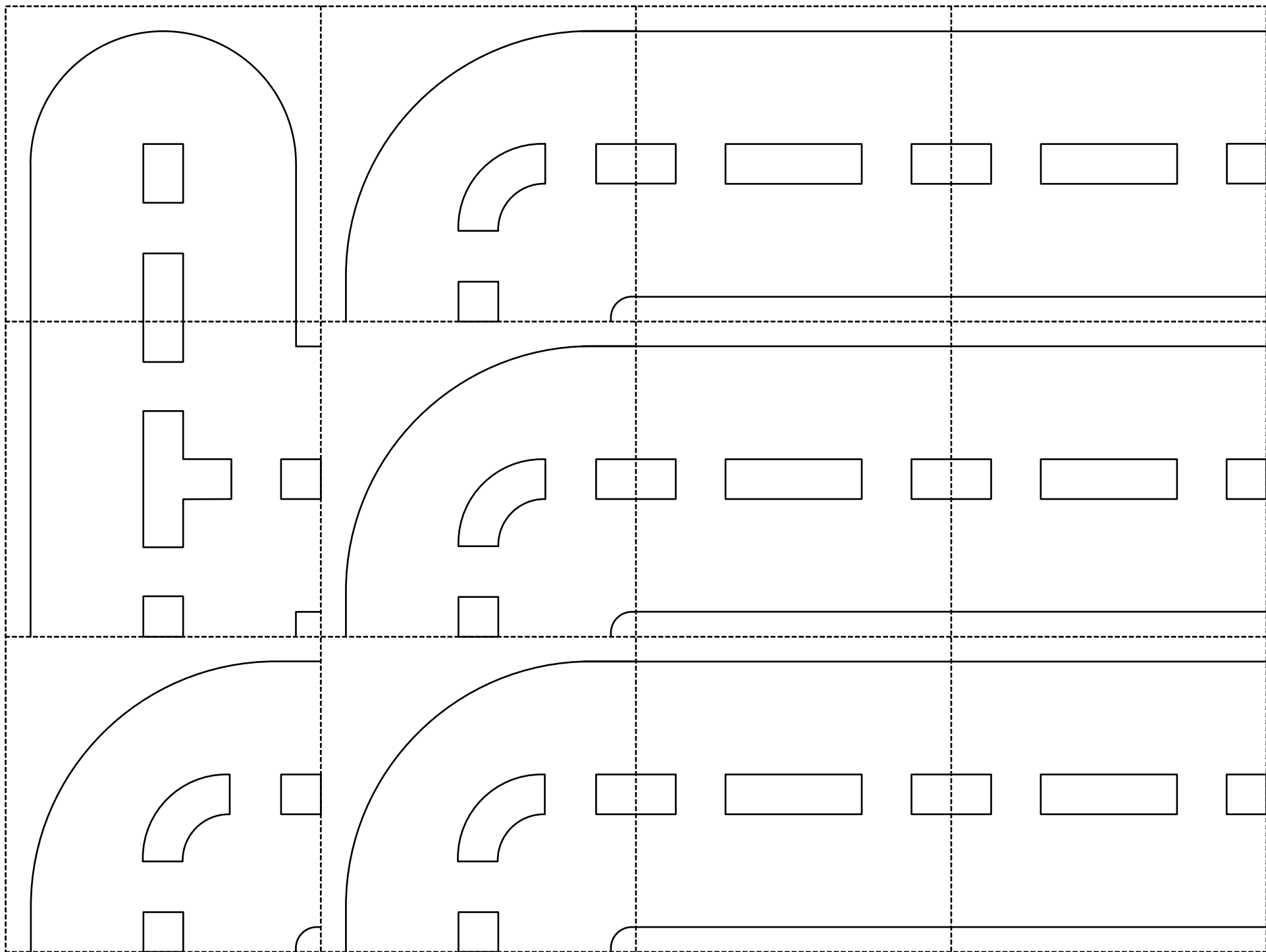
**6** A Y M C Y W T T C T I A G Y T.

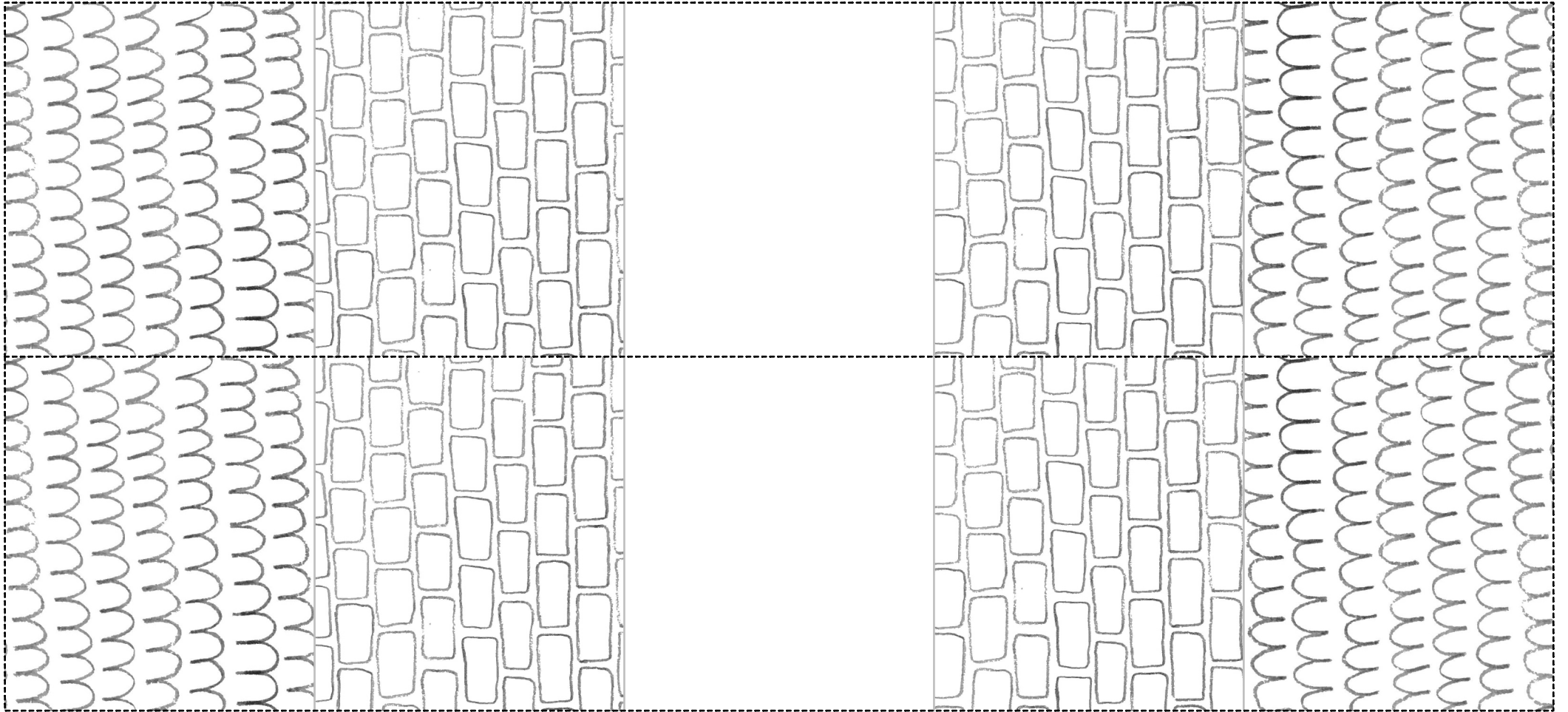
**7** R T A A A T Y C. T A T W Y A A H A W Y

A O T R, W Y A G T B A W Y A G U.

**8** T T T Y H A W T O Y F A R.

**9** W T O T D O Y H A O Y G.





Draw a person  
in this rectangle

Draw a person  
in this rectangle

Draw a person  
in this rectangle

